


Getting Your Disability Claim Approved In 10 Easy Steps



COMPLETING YOUR DISABILITY FORMS CORRECTLY TO ENSURE A POSITIVE OUTCOME: Getting Your Disability Claim Approved in 10 Easy Steps

by Kimberly Dawn Rempel

★★★★★ 5 out of 5

Language : English
File size : 1780 KB
Text-to-Speech : Enabled
Screen Reader : Supported
Enhanced typesetting : Enabled
Word Wise : Enabled
Print length : 18 pages
Lending : Enabled



If you are unable to work due to a disability, you may be eligible for disability benefits from the Social Security Administration (SSA). However, getting your claim approved can be a challenging process. In this comprehensive guide, we will provide you with 10 easy-to-follow steps that will help you prepare a strong application and increase your chances of success.

Step 1: Gather Medical Evidence

The most important part of your disability claim is the medical evidence that you provide to the SSA. This evidence should document your disability and

its impact on your ability to work. Some of the types of medical evidence that you can gather include:

- Medical records from your doctor or other health care providers
- Test results, such as X-rays or MRI scans
- Treatment plans and progress notes
- Letters from your doctor or other health care providers that explain your disability and how it affects your ability to work

Step 2: Complete the Disability Application

The next step is to complete the disability application. This application is available online at the SSA website or you can request a paper copy by calling the SSA at 1-800-772-1213. The application is long and complex, so it is important to take your time and answer all of the questions carefully.

Step 3: Submit Your Application

Once you have completed the disability application, you need to submit it to the SSA. You can submit your application online, by mail, or in person at your local SSA office. If you submit your application online, you will receive an email confirmation. If you submit your application by mail, you should keep a copy for your records.

Step 4: Wait for a Decision

After you submit your application, the SSA will begin to process it. This process can take several months. During this time, the SSA will review your medical evidence and determine whether you meet the requirements for disability benefits.

Step 5: Attend a Disability Hearing

If the SSA does not approve your claim, you will have the opportunity to attend a disability hearing. A disability hearing is a formal hearing where you can present your case to a judge. You can bring witnesses and evidence to support your claim. The judge will make a decision on your case based on the evidence that you present.

Step 6: Appeal the Decision

If you are not satisfied with the judge's decision, you can appeal the decision to the Appeals Council. The Appeals Council is a group of judges who will review your case and make a final decision.

Step 7: Get Legal Help

If you are struggling to get your disability claim approved, you may want to consider getting legal help. A disability lawyer can help you gather medical evidence, complete the disability application, and represent you at your disability hearing.

Step 8: Be Patient

The disability claims process can be long and frustrating. It is important to be patient and to not give up if your claim is not approved.


Step 9: Stay Positive

It is also important to stay positive throughout the disability claims process. A positive attitude can help you stay motivated and focused on your goal.

Step 10: Don't Give Up

If you don't give up, you will eventually get your disability claim approved. The SSA is required to approve claims that meet the requirements for disability benefits. By following the steps in this guide, you can increase your chances of success.

Getting your disability claim approved can be a challenging process, but it is not impossible. By following the steps in this guide, you can increase your chances of success. If you have any questions about the disability claims process, you can contact the SSA at 1-800-772-1213.



COMPLETING YOUR DISABILITY FORMS CORRECTLY TO ENSURE A POSITIVE OUTCOME: Getting Your Disability Claim Approved in 10 Easy Steps

by Kimberly Dawn Rempel

★★★★★ 5 out of 5

Language : English
File size : 1780 KB
Text-to-Speech : Enabled
Screen Reader : Supported
Enhanced typesetting : Enabled
Word Wise : Enabled
Print length : 18 pages
Lending : Enabled

FREE


DOWNLOAD E-BOOK





George Gershwin's "Love You Porgy" from Porgy and Bess: A Timeless Ballad for Saxophone Quartet

George Gershwin's "Love You Porgy" is an iconic aria from his 1935 opera, Porgy and Bess. The song, which expresses the deep love and devotion of Bess for the crippled...



Fitness Exercise Motivation and Goals: Build Lean Muscle Through Discipline and Determination

Embark on a transformative fitness journey with this comprehensive guide to exercise motivation, goal setting, and building lean muscle. Achieve your...